



Social Ecology 195 Field Study

Presented by
Ashley Vikander
Field Study Director
Social Ecology Student Services



What is Field Study?

- School requirement for all majors in the School of Social Ecology.
- Students apply what they learn in class—integrate practice and theory and/or test theories and ideas in a field setting and classroom setting.
- An internship designed to give students hands-on experience



Examples of Placement Sites by Category:

■ Corrections	■ Legal services
■ Counseling	■ Urban planning
■ Education	■ Police
■ Environmental studies	■ Public policy
■ Health	■ Senior Services

Components of Field Study

- Two components:
 - A. **Internship**
 - B. **Class with faculty sponsor**
- For four units of credit, students must work *10 hours per week* at their placement site (eight units of credit = 20 hours per week).
- Students also must attend class once a week or every other week depending on the faculty member.

The Field Study Process – Before the quarter begins

1. Complete pre-requisites
2. Apply directly to 5-6 sites
3. Accept offer/decline offers
4. Submit Course Enrollment Form
5. Receive Authorization Email
6. Enroll in classes during enrollment window
7. Schedule fieldwork with site

Prerequisites

General

- Declared major within the School of Social Ecology
- Good academic standing (Overall GPA 2.0 or above)

Courses

- SE10 Research Design
- SE194W Naturalistic Field Research

Other

- Course Enrollment form must be submitted by the deadline.



How to Go About Choosing Your Field Site

Field Study Catalogue available online at <http://socialecology.uci.edu/?q=students/undergrad/fieldstudy>

- All field study must be completed at a site approved by the School of Social Ecology and listed in the catalog.
- Field study is a school requirement. As such you may choose a site and/or instructor outside of your major area of study.



Choosing your Field Study Site

- Research
 - The field study catalog
 - The organizations' websites
 - Other students
 - Academic Counselors
- Prepare
 - Resume
 - Interview Skills
 - Cover letters/email text
- Time frames
 - Background checks
 - Application processes
 - Multiple quarter commitment



The Field Study Process, During the Quarter

1. Begin field work on or after the 1st day of instruction
2. Attend & participate in class
3. Work weekly hours
4. Complete academic assignments
5. Ask for mid-quarter review with supervisor
6. Meet with supervisor on last day to get feedback/review evaluation.
7. Complete hours by the last day of instruction.

Grading

- Class Attendance & Participation
- Completion of all assignments
 - Writing assignments
 - 10 page paper for 2-4 units of credit
 - 20 page paper for 8 units of credit
 - Presentations
 - Reports/Journals
- Satisfactory completion of field work
 - Evaluation from Field Study Supervisor
 - Completion of all hours per unit enrolled
 - 25 hours per unit of credit
 - 4 units required to satisfy Social Ecology School requirement.

The Field Study Process, wrapping up

1. Make sure your evaluation is sent in to Social Ecology by the deadline.
2. We will send you an email confirmation once we receive your evaluation.
3. If you do not receive an email confirmation that we received the evaluation by Friday of finals week, follow-up with your supervisor.
4. Keep a copy of your evaluation.
5. Ask for letters of reference/recommendation.


Important Dates & Deadlines

Course Enrollment Form Deadlines

- Summer Session I 2008 May 9
- Summer Session II 2008 May 30
- Fall 2008 August 1
- Winter 2009 November 7


Social Ecology emails students regarding authorization about 1 week after the C/E deadline.

Students **MUST** have secured a placement at a listed site. No changes in placement sites permitted after the deadline.




More Important Dates & Deadlines

- **Placement Period**
 - 1st day of instruction – last day of instruction
- **Evaluation due date**
 - Last day of instruction
- **Assignment due dates**
 - see syllabus
- **Career Center Events**
 - Mock Career Fair – April 22, 2008
 - Career Fair – April 24, 2008



Thinking about Taking Field Study During the Summer?

- **Fewer sites can accommodate students**
 - Most education-related sites are closed
 - Plan ahead and research your sites
- **Hours & Units**
 - 20 hours/week for 5 weeks
 - 40 hours/week for 5 weeks
- **Authorization Required**
 - Must follow same procedures to be authorized
 - Students that are authorized by Social Ecology will receive an authorization letter about 1 week after the C/E deadline.
 - Students take the letter to the Summer Session Office and enroll.



Making the Most Out of Your Field Study Experience

- Research the sites and opportunities.
- Start thinking about a topic that you want to study during 194W.
- Choose a site that is closely related to your academic and professional goals;
- Be open-minded.
- Take initiative.
- Ask questions.
- Discuss your responsibilities, goals, and expectations of your field site.
- Ask your supervisor what are their expectations of you.
- Be professional.
- Enjoy this *unique* experience. When and where else do you get the chance to apply theory to practice and get some real world experience?



Resources

- UCI Career Center
 - Workshops and Advising
 - On Demand
 - Career Fairs
 - Mock Career Fair – April 22, 2008
 - Career Fair – April 24, 2008
- Field Study Catalog
- Reference Books
 - Jump Starting your Career: An Internship Guide for Criminal Justice, 2nd Edition – Dorothy L. Taylor
 - The Internship, Practicum, and Field Placement Handbook; A Guide for Helping Professions, Brian N. Baird



For More Information:

Open office hours for field study with Ashley Vikander
Social Ecology Student Services, SE I, Room 102
Mondays 1:30 – 3:30

Field Study Website:

<http://socialecology.uci.edu/?q=students/undergrad/fieldstudy>

By appointment – call (949) 824-6861
email: abvikand@uci.edu

or see an Academic Counselor
